

55m - 1.600kg

50m - 1.900kg

45m - 2.200kg

38m - 2.500kg

33m - 2.800kg

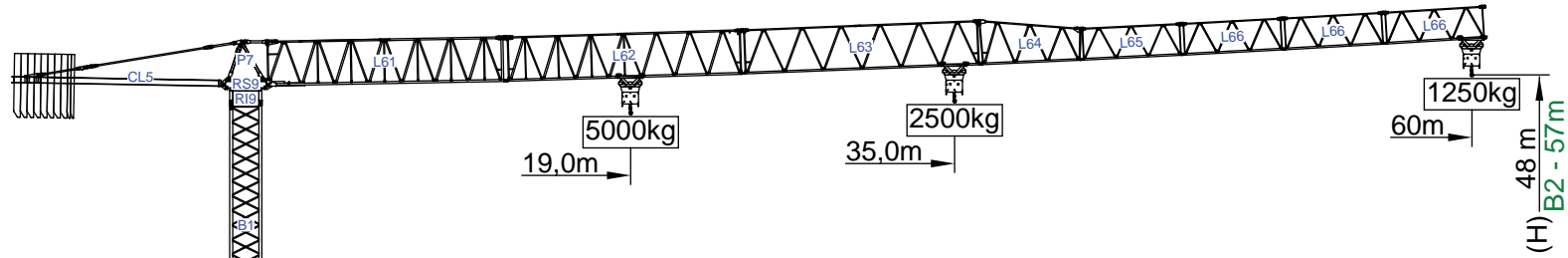
I

II

III

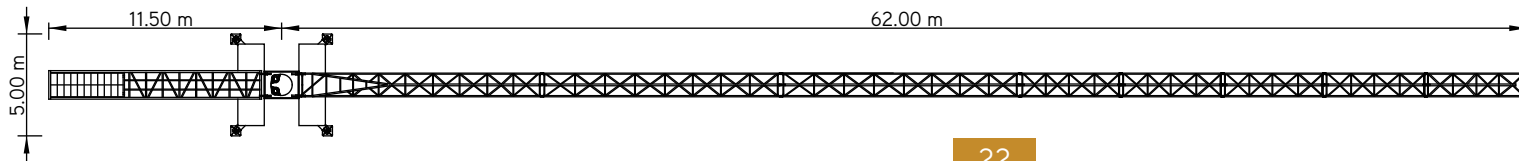
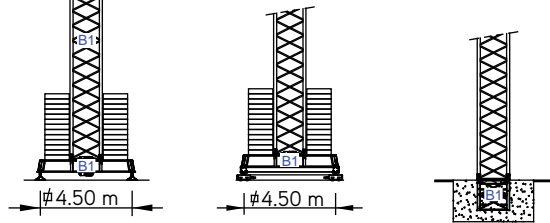
IV

V



Cargas. Loads. Lasten. Charges. Cargas. Carichi. Yüklar. ГРУЗОПОДЪЕМНОСТЬ

		Kg/m 5000 M/KГ 2500	m Kg										
				18	23	28	33	38	45	50	55	60	
18000 kg 8x2000 + 2x1000 kg	60m L61+L62+L63+L64 +L65+L66+L66+L66	35 m		2500	2500	2500	2500	2250	1800	1600	1400	1250	
18000 kg 8x2000 + 2x1000 kg	55m L61+L62+L63+L64 +L65+L66+L66	38,5 m		2500	2500	2500	2500	2500	2080	1820	1600		
		21 m		5000	4540	3640	3010	2550	2080	1820	1600		
17000 kg 8x2000 + 1x1000 kg	50m L61+L62+L63+L64 L65+L66	40 m		2500	2500	2500	2500	2500	2180	1900			
		21,8 m		5000	4740	3800	3150	2670	2180	1900			
15000 kg 7x2000 + 1x1000 kg	45m L61+L62+L63+L64+L66	40,5 m		2500	2500	2500	2500	2500	2200				
		22,1 m		5000	4800	3860	3200	2710	2200				
11000 kg 5x2000 + 1x1000 kg	38m L61+L62+L64+L65+L66	38 m		2500	2500	2500	2500	2500					
		20,7 m		5000	4520	3620	3000	2500					
10000 kg 5x2000 kg	33m L61+L62+L64+L66	33 m		2500	2500	2500	2500						
		19,8 m		5000	4300	3450	2800						








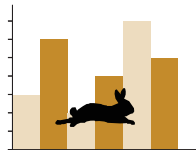
SGT 6012TL




60m - 1.250kg

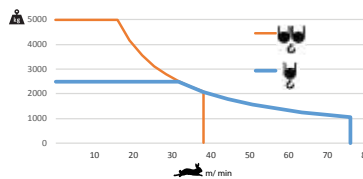
5.000Kg


Características . Characteristics . Eigenschaften
Caractéristiques . Characteristics . Caratteristiche
Özellikler . ХАРАКТЕРИСТИКИ

	
	0 a 1 r.p.m. 2x5 daN.m
	0 a 60 m/min 3 kW
	15 m/min 2x3 kW

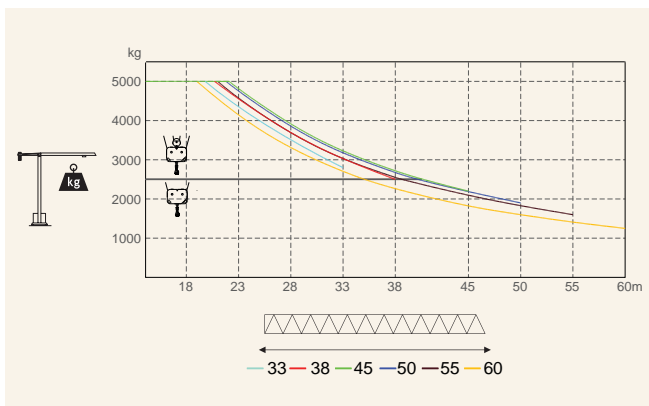
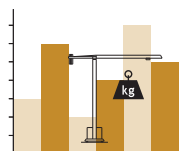


	
	0 a 76 m/min 0 a 38 m/min
	15 kW


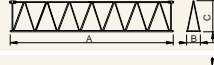
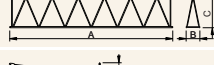
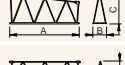
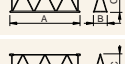
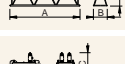
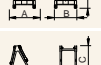
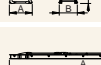




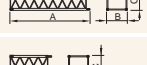



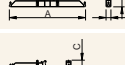



	30 kVA 400 V +- 5% (50/60 Hz)
---	----------------------------------

Velocidade de elevação . Hoisting speed . Hubgeschwindigkeit . Vitesse d'élevation .
Velocidad de elevación . Velocità di sollevamento . Kaldırma hızı (m/min) .
Скорость подъема (м/мин)



Elementos . Parts . Teile . Éléments . Elemento . Parçalar . ЭЛЕМЕНТЫ

		A (mm)	B (mm)	C (mm)	kg	Code	
L61		11850	1310	2900	3730	531 60 12	
L62		11850	1160	2250	1280		
L63		11850	1160	2250	1020		
L64		5110	1160	2250	400		
L65		5110	1160	1610	330		
L66		5110	1160	1610	3x300 900		
RS9 RI9		2505	1700	1950	4650		
P7		1200	2360	6080	7025		
CL5		10550	1500	500	3720		
CP3		1160	165	3140	2x1000 2000		704 10 00
CP2		1160	330	3140	8x2000 16000		704 20 00
TOTAL					41055		
B1		12000	1620	1620	3450	508 12 00	
B1		6130	1620	1620	1800	508 06 00	
B1		3195	1620	1620	1070	508 06 01	
B1		3195	1830	1830	1100	508 06 03	
B1		1775	1600	1600	650	508 06 02	
B1		6620	500	1040	1850	608 00 01	
		3210	340	1040	2x950 1900		
TOTAL					3750		